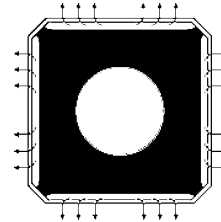


[Back to WHA3000PS Main Page](#)[Back to WHA300 Main Page](#)

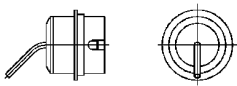
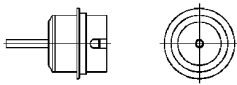
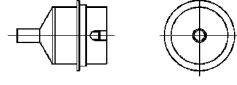
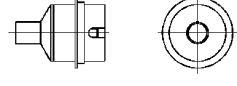

Hot air nozzles for Weller® WHA3000P, WHA300

Nozzle selection





















To select a suitable nozzle for your application, observe the following:

1. The ND and NQ nozzles have an integrated pre-heating plate for pre-heating components by means of contact heat. Air outlet slots are located around the plate with a width of approx. 1 mm for the hot air.
2. The nozzle dimensions named in the brochure correspond to inside dimensions. The dimensions of the integrated pre-heating plate are calculated by subtracting the air outlet slot dimension from the nozzle dimensions.
3. Ensure that the component is not larger than the integrated pre-heating plate to avoid obstruction of the air outlet.
4. The type D (Dual) nozzles have air outlet slots on two opposing sides. Dimension designates the lengths of the heated side.
5. The type Q (Quad) nozzles have air outlet slots on all four sides.
As the transfer of heat for the reflow process is mainly by means of contact heat of the nozzle plate, the hot air nozzle must "fit" exactly. A tolerance of a few 0.1 mm during nozzle selection is perfectly acceptable and does not have a negative influence on desoldering quality.

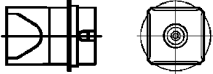

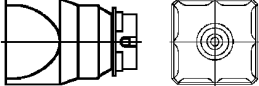
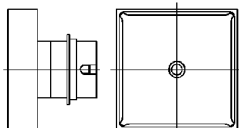
	Model	Dimensions	Components	Pitch/Grid	Weller Order No.	Price
Round nozzles (type NR)						
	NR 02	∅ 1,7 x 4,5° bent (without vacuum)			0058736882	\$82
	NR 04	∅ 2,5 (without vacuum)			0058736881	\$82
	NR 05	∅ 4 mm (without vacuum)	SO 8	1,27 mm	0058736867	\$82
	NR 10	∅ 7 mm (without vacuum)			0058736870	\$82
	DR 05	2 x ∅ 2,5 x 9,5 mm (without vacuum)			0058736883	\$82



Model	Dimensions X x Y	Components	Pitch/Grid	Weller Order No.	Price	
Two sides heated (type ND)						
 	ND 05	10,7 x 10,7 mm	SO 14 SO 16	1,27 mm 1,27 mm	0058736843	\$82
 	ND 10	14,0 x 10,0 mm	SOL 14 SOL 16 SOL 16-J SOL 20 SOL-J 20	1,27 mm 1,27 mm 1,27 mm 1,27 mm 1,27 mm	0058736842	\$82
 	ND 15	19,0 x 12,0 mm	SOL 24 SOL-J 24 SOL 28 SOL-J 28	1,27 mm 1,27 mm 1,27 mm 1,27 mm	0058736841	\$82
 	ND 20	21,5 x 14,8 mm	SOL 32	1,27 mm	0058736840	\$82

All 4 sides heated (type NQ)						
 	NQ 05	10,7 x 10,7 mm	PLCC 20 LCCC 14 LCCC 24 C-QFP 24 QFP 84	1,27 mm 1,27 mm 1,27 mm 1,27 mm 0,50 mm)	0058736839	\$82
 	NQ 10	14,8 x 14,8 mm	PLCC 28 QFP 44 LCCC 28 QFP 48	1,27 mm 0,80 mm 1,27 mm 0,75 mm	0058736818	\$82
 	NQ 15	14,5 x 10,0 mm	PLCC 32R		0058736838	\$82
 	NQ 20	15,5 x 13,0 mm			0058736837	\$82
 	NQ 25	18,0 x 18,0 mm	PLCC 44 CLCC 44 PQFP 44 PQFP 60 QFP 64 QFP 60 TSOP 100 QFP 100	1,27 mm 1,27 mm 0,80 mm 0,80 mm 0,80 mm 0,65 mm 0,50 mm 0,50 mm	0058736814	\$82



	Model	Dimensions X x Y	Components	Pitch/Grid	Weller Order No.	Price
	NQ 35	20,5 x 20,5 mm	PLCC 52 BQFP 84	1,27 mm 0,65 mm	0058736807	\$82
	NQ 40	26,0 x 26,0 mm	C-QFP 64 PLCC 68 CLCC 68	1,27 mm 1,27 mm 1,27 mm	0058736804	\$82
	NQ 45	31,3 x 31,3 mm	CLCC 84 PLCC 84 QFP 100 QFP 120 QFP 128 QFP 132 QFP 136 QFP 144 QFP 160 QFP 120 C-QFP 80 BQFP 164 BQFP 132 MQUAD 208L MQUAD 184L MQUAD 144L QFP 208	1,27 mm 1,27 mm 0,80 mm 0,80 mm 0,80 mm 0,65 mm 0,65 mm 0,65 mm 0,65 mm 0,35 mm 1,27 mm 0,65 mm 0,65 mm 0,50 mm 0,65 mm 0,50 mm 0,50 mm	0058736833	\$103
	NQ 55	43,0 x 43,0 mm	CQFP 304	0,50 mm	0058736890	\$470 (MTO)