

FLASHING LED– BLINKING LED*Part Nos. 08L96BIF, 08L96BGD, 08L96BYD. 08L96BBD*Back to [Flashing Blinking LED](#) Main Page**ULTRA LED LAMPS**

FYL-10013XX-XX

■ Features:

- 10.0mm Round Type LED Lamps.
- Ultra brightness.
- Choice of various viewing angles.
- Diffused, Transparent and Water clear lens are available.
- Popular T-1 diameter package.
- IC compatible /Low current capability.

■ Part No.:

FYL-10013URX
FYL-10013UYX
FYL-10013UGX
FYL-10013UBX

Note:X = Len Color: C=Water Clear

■ Description:

- Color Code & Chip characteristics: (Test Condition: IF=20mA)

Emitting Color		Dice Material	Peak Wave Length(λ_p) (nm)	Spectral Line halfwidth($\Delta\lambda_{1/2}$)	Forward Voltage(VF) Unit:V		Luminous Intensity (Iv) Unit:ucd
					Typ	Max	
UR	Ultra Red	AlGaAs,DDH	660nm	20nm	1.95	2.20	7000
UY	Ultra Yellow	AlGaInP	590nm	20nm	2.10	2.50	7000
UG	Ultra Green	AlGaInP	574nm	30nm	2.20	2.50	5000
UB	Ultra Blue	InGaN	470nm	30nm	3.50	4.20	7000

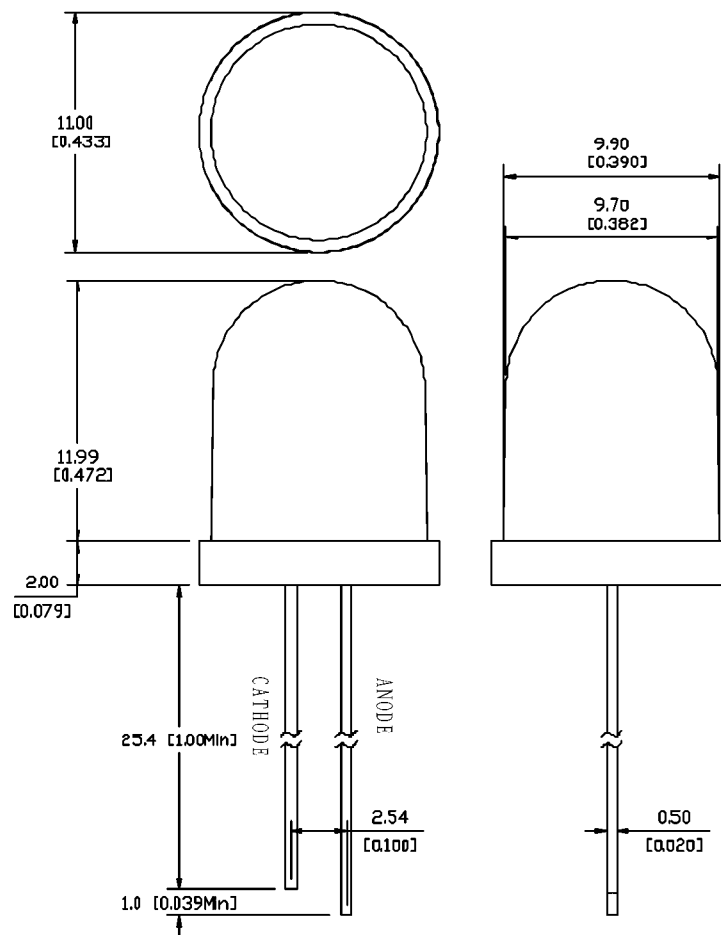
■ Electrical-optical characteristics: (Ta=25°C)

Parameter	Symbol	AlGaAs	GaAsP	AlGaInP	InGaN	Unit
Power Dissipation	P_{ad}	60	80	75	120	mW
Peak Forward Current *	I_{pf}	150	150	150	100	mA
Continuous Forward Current	I_{af}	25	30	30	30	mA

Notes:

· * Test Condition = Duty 0.1, 10KHZ

■ Package configuration & Internal circuit diagram:



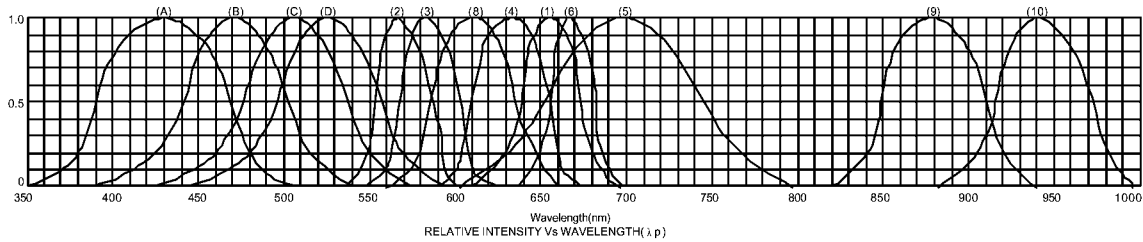
Notes:

- All dimensions are in millimeters (inches)
- Tolerance is $\pm 0.25(0.01)$ unless otherwise noted.
- Specifications are subject to change without notice.

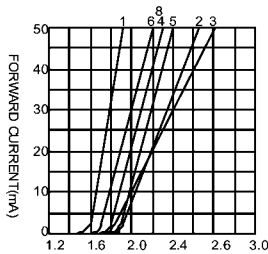
■ Absolute maximum ratings (Ta=25°C)

Reverse Voltage	5V
Reverse Current	20µA
Operating Temperature Range	-40°C to +85°C
Storage Temperature Range	-40°C to +85°C
Lead Solder Temperature (1.6mm(1/16") from body) 230°C for 5 Seconds	

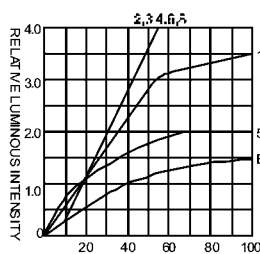
■ Typical electrical-optical characteristics curves:



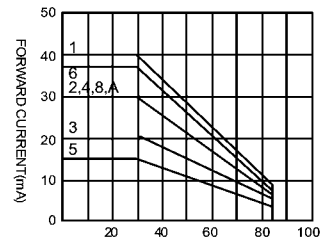
- (1) - GaAsP/GaAs 655nm/Red
- (2) - GaP 570nm/Yellow Green
- (3) - GaAsP/GaP 585nm/Yellow
- (4) - GaAsP/GaP 635nm/Orange & Hi-Eff Red
- (5) - GaP 700nm/Bright Red
- (6) - GaAlAs/GaAs 660nm/Super Red
- (8) - GaAsP/GaP 610nm/Super Red
- (9) - GaAlAs 880nm
- (10) - GaAs/GaAs & GaAlAs/GaAs 940nm
- (A) - GaN/SiC 430nm/Blue
- (B) - InGaN/SiC 470nm/Blue
- (C) - InGaN/SiC 505nm/Ultra Green
- (D) - InGaAl/SiC 525nm/Ultra Green



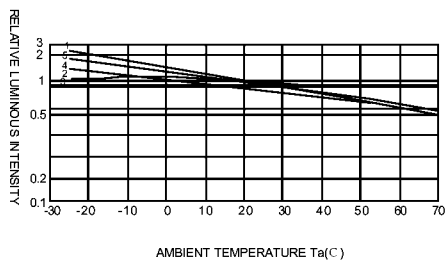
FORWARD VOLTAGE (Vf)
FORWARD CURRENT VS.
FORWARD VOLTAGE



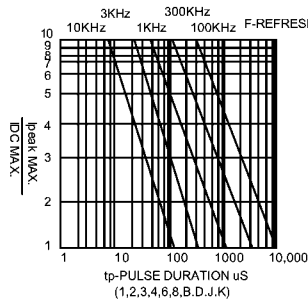
FORWARD CURRENT (mA)
RELATIVE LUMINOUS
INTENSITY VS. FORWARD
CURRENT



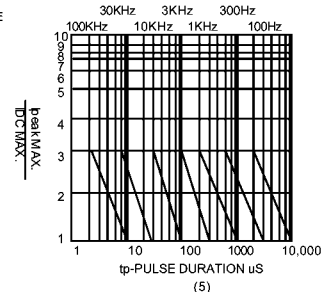
AMBIENT TEMPERATURE Ta (°C)
FORWARD CURRENT VS. AMBIENT
TEMPERATURE



AMBIENT TEMPERATURE Ta(°C)



tp-PULSE DURATION µs
(1,2,3,4,6,8,B,D,J,K)



(5)

NOTE: 25°C free air temperature unless otherwise specified